




---

---

---

---

---

---

---

---



**Stan Szpytek,**  
President

Fire and Life  
Safety, Inc. (FLS)



- California Association of Health Facilities
  - Life Safety / Emergency Prep
- Utah Health Care Association
  - Life Safety / Emergency Prep
- Arizona Health Care Association
  - Life Safety
  - Disaster Ready / EPIC
- Fire and Life Safety, Inc. Clients
  - Arizona Association for Community Health Centers
  - Arizona Ambulatory Surgery Centers Association
  - Skilled Nursing Facilities
  - Assisted Living Facilities
  - In-Patient Hospice Facilities
  - Community Health Centers
  - Continuing Care Retirement Communities
  - Long-Term Care Associations-Nationwide
- Deputy Fire Chief / Fire Marshal
  - 26 years- Chicago-area Fire Department
  - Paramedic
  - Honorably Retired- 2003



---

---

---


---

---

---


---






---



**Derrick Denis,**  
Vice President- Indoor  
Environmental Quality

Clark, Seif, Clark



---

---

---

---

---

---

---

---

## Today's Session...

- Review of Real World Incidents
- Importance of Situational Awareness
- Concepts: PHASE and CAVE Incidents
- Case Study- Active Shooter in a LTC Facility
- Expectations- Law Enforcement Response
- Response "Options" = The Four Outs
  - Tactical Considerations
- Calling for Help
- Recovery Considerations
- Tabletop Exercise




---

---

---

---

---

---

---

---

## July 4<sup>th</sup> Parade- Highland Park, IL




---

---

---

---

---

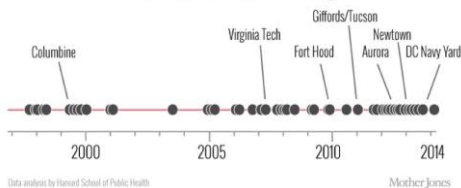
---

---

---

## Active Shooter Incidents...

### Time Between Mass Shootings




---

---

---

---

---

---

---

---

## Be Aware | Alert




---

---

---

---

---

---

---

## Preparedness

- You cannot prepare for every eventuality, but... failing to prepare is preparing to fail
- Preparing and practicing for emergencies (fire drills, exercises, lockdown, etc. ) makes you & the team better when the unforeseen happens

---

---

---

---

---

---

---

## Ready Yourself

### My EDC

- It's all just stuff.
- It may be cool stuff, but in the end it's still just stuff.
- You are the weapon.

~ Derrick A. Denis




---

---

---

---

---

---

---

## Get Fit For the Fight

- Emotional Fitness
- Spiritual Fitness
- Financial Fitness
- Physical Fitness




---

---

---

---

---

---

---

## Steve "The Lawyer"




---

---

---

---

---

---

---

The prevailing attitude:  
*"It won't happen here."*




---

---

---

---

---

---

---

## Any Given Day...




---

---

---

---

---

---

---

---

## El Paso ~ Dayton




---

---

---

---

---

---

---

---

## Westchester Senior Living Tempe, AZ- July 27, 2016




---

---

---

---

---

---

---

---



## Tulsa, OK- Targeted Shooting

A letter recovered on the suspect -- identified by police as Michael Louis, 45, of Muskogee, Oklahoma -- "made it clear that he came with the intent to kill Dr. Phillips and anyone who got in his way," Franklin said. "He blamed Dr. Phillips for the ongoing pain following the surgery."

The three others killed were Dr. Stephanie Husen, receptionist Amanda Glenn and patient William Love, Franklin said.




---

---

---

---


---

---

---

---

## On The Loose...Terror in the Streets




---

---

---

---

---

---

---

---

## What If Your Facility Is Across The Street?




---

---

---

---

---

---

---

---

## Situational Awareness: Part of Emergency Operations Plan Development!




---

---

---

---

---

---

---

---

## How Vulnerable Are They?




---

---

---

---

---

---

---

---

## Concepts



Armed Intruder and Active Shooter in the Long Term Care Environment:  
Plan...Respond...and Survive "*The Unthinkable*"

---

---

---

---

---

---

---

---

## Concepts

*PHASE® Incident*

*CAVE® Incident*

*Rapid Response*




---

---

---

---

---

---

---

---

## PHASE® Incident




---

---

---

---

---

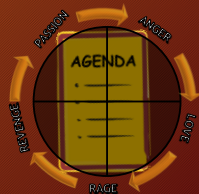
---

---

---

## PHASE Incident

P: Personal  
H: Hostile  
A: Agenda  
S: Singular  
E: Event




---

---

---

---

---

---

---

---



## PHASE Incident

***Personal:*** This incident is not random and occurs between known persons. The incident is driven by an emotional cause (passion, rage, love, revenge, etc.)

***Hostile:*** The offender's action toward the victim is driven by emotion and will be brutally violent

***Agenda:*** The offender has a premeditated plan and has come to the facility prepared to carry it out

***Singular:*** The incident will be over once the agenda has been completed; not a continuous act

***Event:*** The quantified incident

---

---

---

---

---

---

---

---

## PHASE Incident Examples



### PHASE® Incident

- Domestic dispute
- Mercy killing
- 'Wrongful death'—targeting caregiver
- Resident mistreatment/abuse
- Child custody
- Employee harassment
- Employee termination

---

---

---

---

---

---

---

---

## CAVE® Incident




---

---

---

---

---

---

---

---

## CAVE Incident

C: Continuous  
A: Active  
V: Violent  
E: Event




---

---

---

---

---

---

---

## CAVE Incident

Continuous: The offender will continue the incident until (s)he is stopped by some outside force

Active: The offender's agenda has no clear end point. (S)he may have an objective, but it is very broad and not clearly defined

Violent: Because the objective is broad, the offender needs a grandiose method to carry it out (e.g., large quantities of weapons, munitions, and possibly explosives). The method of violence delivery is usually well thought out

Event: The quantified incident

---

---

---

---

---

---

---

## CAVE Incident Examples

- Mental illness
- 'Wrongful death' (departmental-wide)
- Resident mistreatment/abuse
- Employee termination
- Political agenda
- Personal agenda




---

---

---

---

---

---

---

## Evolution of PHASE® into CAVE®



---

---

---

---

---

---

---



---

---

---

---

---

---

---

## Rapid Response



---

---

---

---

---

---

---

## Rapid Response

- A trained, coordinated law enforcement technique to respond to and mitigate the potentially high casualty count from an active-shooter incident
- Developed after and due to the Columbine High School mass shooting in 1999
- Primary objective: Enter the facility, proceed to the sound of gunfire, stop the threat
  - The initial entry team will bypass the wounded and those in need of help
  - The second entry team is tasked with assisting the wounded and directing evacuation




---

---

---

---

---

---

---

---




---

---

---

---

---

---

---

---

## Rapid Response



### Response to Law Enforcement Arrival

- Officers will be in different uniforms but will be clearly identifiable as police
- Follow law enforcement directions
- Do not have any items in your hands
- Keep your hands up. Try and remain calm
- Do not run or make sudden movements toward officers
- Do not yell, scream, or speak with officers
- Expect to be detained, searched, and questioned

---

---

---

---

---


---

---

---



Law Enforcement Training



---

---

---

---

---

---

---

---



---

---

---


---

---

---

---

---



---

---

---

---


---

---

---

---






---

---

---

---

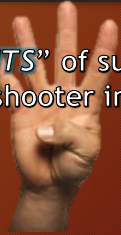
---

---

---

Active Shooter Safety Action Plan

The 4 “*OUTS*” of surviving an active-shooter incident



---

---

---

---

---

---

---

Active Shooter Safety Action Plan

Get Out	Hide Out
Keep Out	Take Out

YOU

---

---

---

---

---

---

---

911

### Information to give the 911 Operator

- Facility name and location
- Your name
- Nature of the event
- Description of the subject or shooter (if known)
- Type of weapon(s)
- Persons injured—number and extent

---

---

---

---

---

---

---

---

Firearm Tutorial

### Firearm Styles

- It is not important that you are a 'firearm expert' when giving information to the 911 operator
- You do not need to know make, model, or caliber
- If possible, give the 911 operator the style of firearm
  - Handgun: A firearm that can be held in one's hand (e.g., a pistol or revolver)
  - Long gun: A firearm that is designed to be fired by mounting on one's shoulder (e.g., a rifle or shotgun)

---

---

---

---

---

---

---

---

#### Types of Pistols

Single-Action Revolver

Double-Action Revolver

Semi-Automatic Pistols

#### Actions for Long Guns

Bolt Action

Lever action

Pump Action

Semi-Automatic Action

Hinge Action

Falling Block Action

---

---

---

---

---

---

---

---

## Active Shooter Safety Action Plan

### Hide Out

- Inconspicuous place
- Cover yourself
- Call or text 911 if able and safe to do so
- Be QUIET
- Silence cell phones, pagers, etc.
- Be still - Stay Focused
- Hide in 'plain sight'
- Play dead




---

---

---

---

---

---

---

---

HIDING  
IN  
PLAIN  
SIGHT

---

---

---

---

---

---

---

---




---

---

---

---

---

---

---

---




---

---

---

---

---

---

---

---




---

---

---

---

---

---

---

---

The Dilemma—What about my *residents*?!?!

---

---

---

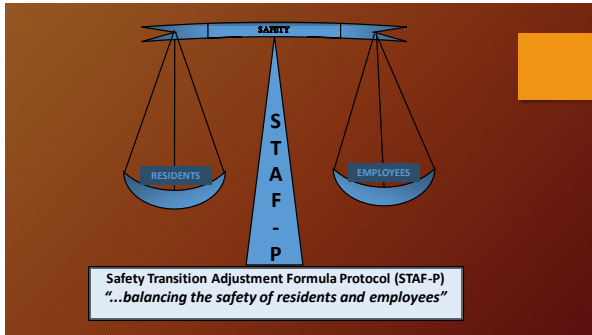
---

---

---

---

---




---

---

---

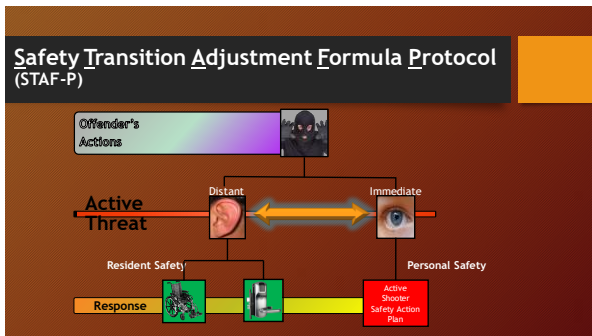
---

---

---

---

---




---

---

---

---

---

---

---

---




---

---

---

---


---

---

---

---





---

---

---

---

---

---



**THANK YOU**



**Stan Szpytek, President**  
[Stan@FLSafety.org](mailto:Stan@FLSafety.org)  
(708) 707-6363

**Derrick Denis, VP**  
Clark, Seif, Clark  
[DerrickDenis@csceng.com](mailto:DerrickDenis@csceng.com)  
(480) 460-8334

---

---

---


---




---

---

---

Have a Wonderful Day!





---

---

---

---

---

---

---